



Midwest
Designer
Supply

1-888-523-2611

customer.service@midwestdesignersupply.com



 **KIRSCH**[®]
DRAPERY HARDWARE

Designer Metals[™]



FOR DETAILS
THAT SHINE

DESIGNER METALS: FOR THE GLAMOROUS AT HEART

Sophisticated styles perfect for simple looks or ultra glam couture.

Pure brilliance crafted with care in fashionable trends.

Striking finishes in a range of polished, brushed and matte colors.

Good design demands perfection and perfection shines through our Designer Metals Collection. Each piece is designed with thoughtful details to compose a dramatic statement for your home. Designer Metals is the perfect selection for the room that requires finesse with a touch of glamour.





CONTENTS

06	Overview
08	1 $\frac{3}{8}$ " Finials & Components
28	2" Finials & Components
36	Accessories & Components
40	Helpful Guides
40	AMP™ Motorization
42	Estate™ Overview
44	Bracket Spacing & Mount Option
48	Calculating Drapery Weight
49	Stack Guides
56	1 $\frac{3}{8}$ " Decorative Bracket Weight Chart
57	Pole Installation, Cutting & Splicing
58	Complete Collection Overview
60	Index



COLLECTION OVERVIEW

8

FINISHES

A dazzling assortment of light and dark

2

VERSATILE SIZES

1 $\frac{3}{8}$ " & 2"

2

ESTATE™ TRAVERSE ROD SIZES

1 $\frac{3}{8}$ " & 2"

1

BRILLIANT COLLECTION

ARCHITRAC™ K-RAIL COMPATIBLE

1 $\frac{3}{8}$ " finials only

AMP™ MOTORIZATION COMPATIBLE


Estate™ Traverse Rods only

- 1 | Black
- 2 | Antique Silver
- 3 | Gilded Bronze

2



1





3





- 4 | Brushed Bronze
- 5 | Polished Nickel
- 6 | Oil Rubbed Bronze
- 7 | Satin Nickel
- 8 | Caramel



1 3/8" Finials & Endcaps


Anubis



Fits	Dimensions	Quantity per Box
1 3/8" Designer Metals™ Poles	Depth: 3 1/4"	4 pairs per box
1 3/8" Estate™ Traverse Rods	Height: 2 7/8"	
1 3/8" K-Rail Traverse Rods	Width: 2 7/8"	

Product Number & Finish					
1831932	Antique Silver	1831941	Caramel	1831953	Polished Nickel
1831940	Black	1831934	Gilded Bronze	1831933	Satin Nickel
1831935	Brushed Bronze	1831937	Oil Rubbed Bronze		

Artemis



Fits	Dimensions	Quantity per Box
1 3/8" Designer Metals™ Poles	Depth: 3 5/8"	4 pairs per box
1 3/8" Estate™ Traverse Rods	Height: 3"	
1 3/8" K-Rail Traverse Rods	Width: 3"	

Product Number & Finish					
1831923	Antique Silver	1831931	Caramel	1831954	Polished Nickel
1831930	Black	1831925	Gilded Bronze	1831924	Satin Nickel
1831926	Brushed Bronze	1831927	Oil Rubbed Bronze		

Calla



Fits	Dimensions	Quantity per Box
1 3/8" Designer Metals™ Poles	Depth: 3 1/2"	4 pairs per box
1 3/8" Estate™ Traverse Rods	Height: 2 7/8"	
1 3/8" K-Rail Traverse Rods	Width: 2 7/8"	

Product Number & Finish					
1831835	Antique Silver	1831853	Caramel	1831955	Polished Nickel
1831852	Black	1831837	Gilded Bronze	1831836	Satin Nickel
1831838	Brushed Bronze	1831839	Oil Rubbed Bronze		

Cheyenne



Fits	Dimensions	Quantity per Box
1 3/8" Designer Metals™ Poles	Depth: 3 5/8"	4 pairs per box
1 3/8" Estate™ Traverse Rods	Height: 2 7/8"	
1 3/8" K-Rail Traverse Rods	Width: 2 7/8"	

Product Number & Finish					
1831864	Antique Silver	1831882	Caramel	1831956	Polished Nickel
1831881	Black	1831866	Gilded Bronze	1831865	Satin Nickel
1831867	Brushed Bronze	1831868	Oil Rubbed Bronze		

1 3/8" Finials & Endcaps


Corsa



Fits	Dimensions	Quantity per Box
1 3/8" Designer Metals™ Poles	Depth: 1 5/8"	4 pairs per box
1 3/8" Estate™ Traverse Rods	Height: 2 1/2"	
1 3/8" K-Rail Traverse Rods	Width: 2 1/2"	

Product Number & Finish					
1831904	Antique Silver	1831922	Caramel	1831957	Polished Nickel
1831921	Black	1831906	Gilded Bronze	1831905	Satin Nickel
1831907	Brushed Bronze	1831908	Oil Rubbed Bronze		

Elmore



Fits	Dimensions	Quantity per Box
1 3/8" Designer Metals™ Poles	Depth: 3"	4 pairs per box
1 3/8" Estate™ Traverse Rods	Height: 1 1/2"	
1 3/8" K-Rail Traverse Rods	Width: 1 1/2"	

Product Number & Finish					
1832170	Antique Silver	1832173	Caramel	1832176	Polished Nickel
1832171	Black	1832174	Gilded Bronze	1832177	Satin Nickel
1832172	Brushed Bronze	1832175	Oil Rubbed Bronze		

Europa



Fits	Dimensions	Quantity per Box
1 3/8" Designer Metals™ Poles	Depth: 3"	4 pairs per box
1 3/8" Estate™ Traverse Rods	Height: 2 3/8"	
1 3/8" K-Rail Traverse Rods	Width: 2 3/8"	

Product Number & Finish					
1831715	Antique Silver	1831959	Caramel	1831963	Polished Nickel
1831717	Black	1831960	Gilded Bronze	1831962	Satin Nickel
1831958	Brushed Bronze	1831961	Oil Rubbed Bronze		

Garland




Fits	Dimensions	Quantity per Box
1 3/8" Designer Metals™ Poles	Depth: 3 1/4"	4 pairs per box
1 3/8" Estate™ Traverse Rods	Height: 3"	
1 3/8" K-Rail Traverse Rods	Width: 3"	

Product Number & Finish					
1832178	Antique Silver	1832181	Caramel	1832184	Polished Nickel
1832179	Black	1832182	Gilded Bronze	1832185	Satin Nickel
1832180	Brushed Bronze	1832183	Oil Rubbed Bronze		

1 3/8" Finials & Endcaps

Grotto



Fits	Dimensions	Quantity per Box
1 3/8" Designer Metals™ Poles	Depth: 3 3/4"	4 pairs per box
1 3/8" Estate™ Traverse Rods	Height: 2 7/8"	
1 3/8" K-Rail Traverse Rods	Width: 2 7/8"	

Product Number & Finish					
1831814	Antique Silver	1831832	Caramel	1831964	Polished Nickel
1831831	Black	1831816	Gilded Bronze	1831815	Satin Nickel
1831817	Brushed Bronze	1831818	Oil Rubbed Bronze		

Harlow



Fits	Dimensions	Quantity per Box
1 3/8" Designer Metals™ Poles	Depth: 4"	4 pairs per box
1 3/8" Estate™ Traverse Rods	Height: 1 3/4"	
1 3/8" K-Rail Traverse Rods	Width: 1 3/4"	

Product Number & Finish					
1832146	Antique Silver	1832149	Caramel	1832152	Polished Nickel
1832147	Black	1832150	Gilded Bronze	1832153	Satin Nickel
1832148	Brushed Bronze	1832151	Oil Rubbed Bronze		

Legion



Fits	Dimensions	Quantity per Box
1 3/8" Designer Metals™ Poles	Depth: 4"	4 pairs per box
1 3/8" Estate™ Traverse Rods	Height: 2 7/8"	
1 3/8" K-Rail Traverse Rods	Width: 2 7/8"	

Product Number & Finish					
1832063	Antique Silver	1832071	Caramel	1832965	Polished Nickel
1832070	Black	1832065	Gilded Bronze	1832064	Satin Nickel
1832066	Brushed Bronze	1832067	Oil Rubbed Bronze		

Pandora



Fits	Dimensions	Quantity per Box
1 3/8" Designer Metals™ Poles	Depth: 4"	4 pairs per box
1 3/8" Estate™ Traverse Rods	Height: 2 3/4"	
1 3/8" K-Rail Traverse Rods	Width: 2 3/4"	

Product Number & Finish					
1831705	Antique Silver	1831714	Caramel	1831966	Polished Nickel
1831712	Black	1831707	Gilded Bronze	1831706	Satin Nickel
1831708	Brushed Bronze	1831709	Oil Rubbed Bronze		

1 3/8" Finials & Endcaps

Rao



Fits	Dimensions	Quantity per Box
1 3/8" Designer Metals™ Poles	Depth: 7/8"	4 pairs per box
1 3/8" Estate™ Traverse Rods	Height: 1 7/8"	
1 3/8" K-Rail Traverse Rods	Width: 1 7/8"	

Product Number & Finish					
1831883	Antique Silver	1831901	Caramel	1831967	Polished Nickel
1831890	Black	1831885	Gilded Bronze	1831884	Satin Nickel
1831886	Brushed Bronze	1831887	Oil Rubbed Bronze		

Round Endcap



Fits	Dimensions	Quantity per Box
1 3/8" Designer Metals™ Poles	Depth: 1 1/8"	4 pairs per box
1 3/8" Estate™ Traverse Rods	Height: 1 1/2"	
1 3/8" K-Rail Traverse Rods	Width: 1 1/2"	

Product Number & Finish					
1832162	Antique Silver	1832165	Caramel	1832168	Polished Nickel
1832163	Black	1832166	Gilded Bronze	1832169	Satin Nickel
1832164	Brushed Bronze	1832167	Oil Rubbed Bronze		



Elmore | Brushed Bronze



Garland | Gilded Bronze



1 3/8" Finials & Endcaps

Square Endcap



Fits	Dimensions	Quantity per Box
1 3/8" Designer Metals™ Poles	Depth: 1 5/8"	4 pairs per box
1 3/8" Estate™ Traverse Rods	Height: 1 5/8"	
1 3/8" K-Rail Traverse Rods	Width: 1 5/8"	

Product Number & Finish					
1832154	Antique Silver	1832157	Caramel	1832160	Polished Nickel
1832155	Black	1832158	Gilded Bronze	1832161	Satin Nickel
1832156	Brushed Bronze	1832159	Oil Rubbed Bronze		

Stratta



Fits	Dimensions	Quantity per Box
1 3/8" Designer Metals™ Poles	Depth: 2 1/4"	4 pairs per box
1 3/8" Estate™ Traverse Rods	Height: 2 5/8"	
1 3/8" K-Rail Traverse Rods	Width: 2 5/8"	

Product Number & Finish					
1831634	Antique Silver	1831664	Caramel	1831968	Polished Nickel
1831663	Black	1831598	Gilded Bronze	1831635	Satin Nickel
1831599	Brushed Bronze	1831600	Oil Rubbed Bronze		

Vivien



Fits	Dimensions	Quantity per Box
1 3/8" Designer Metals™ Poles	Depth: 3 5/8"	4 pairs per box
1 3/8" Estate™ Traverse Rods	Height: 2 5/8"	
1 3/8" K-Rail Traverse Rods	Width: 2 5/8"	


Product Number & Finish					
1832186	Antique Silver	1832189	Caramel	1832192	Polished Nickel
1832187	Black	1832190	Gilded Bronze	1832193	Satin Nickel
1832188	Brushed Bronze	1832191	Oil Rubbed Bronze		



Vivien | Caramel

1 3/8" Stationary Poles

8' Fixed Width Pole



Diameter	Length	Quantity per Box
1 3/8"	8'	4 pieces per box


Product Number & Finish

1832019	Antique Silver	1832027	Caramel	1832023PN	Polished Nickel
1832026	Black	1832021	Gilded Bronze	1832020	Satin Nickel
1832022	Brushed Bronze	*	Oil Rubbed Bronze		

*Order Black for Oil Rubbed Bronze.

Finial plugs included.
Brackets sold separately.

36"-66" Telescoping Pole



Diameter	Length	Quantity per Box
1 3/8"	36"-66"	4 pieces per box

Product Number & Finish

1831267	Antique Silver	1831457	Caramel	1831977	Polished Nickel
1831456	Black	1831451	Gilded Bronze	1831269	Satin Nickel
1831452	Brushed Bronze	*	Oil Rubbed Bronze		

*Order Black for Oil Rubbed Bronze.

Finial plugs included.
3 standard brackets included.

66"-120" Telescoping Pole



Diameter	Length	Quantity per Box
1 3/8"	66"-120"	4 pieces per box


Product Number & Finish

1831458	Antique Silver	1831466	Caramel	1831978	Polished Nickel
1831465	Black	1831460	Gilded Bronze	1831459	Satin Nickel
1831461	Brushed Bronze	*	Oil Rubbed Bronze		

*Order Black for Oil Rubbed Bronze.

Finial plugs included.
4 standard brackets included.

120"-180" Telescoping Pole



Diameter	Length	Quantity per Box
1 3/8"	120"-180"	4 pieces per box

Product Number & Finish

1831467	Antique Silver	1831633	Caramel	1831979	Polished Nickel
1831631	Black	1831469	Gilded Bronze	1831468	Satin Nickel
1831470	Brushed Bronze	*	Oil Rubbed Bronze		

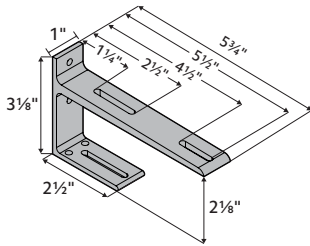
*Order Black for Oil Rubbed Bronze.

Finial plugs included.
6 standard brackets included.










1 3/8" Estate™ Traverse Rod Components

To learn more about the technical specs on Estate Traverse Rods and AMP™ Motorization, see pages 40-43.

Double Bracket



Fits		Dimensions		Quantity per Box
1 3/8" Estate™ Traverse Rods		Depth: 5 3/4"		10 pieces per box
2" Estate™ Traverse Rods		Height: 3 1/8"		
		Width: 1"		
Product Number & Finish				
71132062	Antique Brass	71132110	Satin Brass	
71132006	Black	71132012	Satin Nickel	

Item	Product No. & Finish	Description	Quantity Per Box
	62101000 White 62101010 Black	AMP Remote Control RF 2W 15 Channel	1 piece per box
	62201300 White	AMP Battery Charger 16.5V/0.89A	1 piece per box
	62102000 White	AMP Gateway USB Bridge	1 piece per box
	62109000 White	AMP Wall Switch Surface RF 2W 15 Channel	1 piece per box
	62108000 White	AMP Wall Switch RF 2W 15 Channel	1 piece per box
	2989899000	15" Cable Assembly	10 pieces per box
	1026661	4' Cable Assembly	10 pieces per box
	2989901000	10' Cable Assembly	10 pieces per box
	2989902000	20' Cable Assembly	10 pieces per box

1 3/8" Rings

Ring



Fits	Dimensions	Quantity per Box
1 3/8" Designer Metals™ Poles	Internal: 1 3/4" External: 2 1/8" External to eyelet: 2 3/8"	4 boxes per box - 7 rings in each box

Product Number & Finish				
1832046	Antique Silver	1832054	Caramel	1832051PN Polished Nickel
1832053	Black	1832048	Gilded Bronze	1832047 Satin Nickel
1832049	Brushed Bronze	1832050	Oil Rubbed Bronze	

Bypass C-Ring



Fits	Dimensions	Quantity per Box
1 3/8" Designer Metals™ Poles	Internal: 1 3/4" External: 2 1/8" External to eyelet: 2 3/8"	4 boxes per box - 7 rings in each box

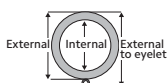
Product Number & Finish				
1832055	Antique Silver	1832073	Caramel	1832060PN Polished Nickel
1832062	Black	1832057	Gilded Bronze	1832056 Satin Nickel
1832058	Brushed Bronze	1832059	Oil Rubbed Bronze	

Transitional Ring



Fits	Dimensions	Quantity per Box
1 3/8" Designer Metals™ Poles	Internal: 1 5/8" External: 2" External to eyelet: 2 1/2"	4 boxes per box - 7 rings in each box

Product Number & Finish				
1831549	Antique Silver	1831541	Caramel	1831543PN Polished Nickel
1831542	Black	1831547	Gilded Bronze	1831548 Satin Nickel
1831546	Brushed Bronze	1831545	Oil Rubbed Bronze	



Use the measurement guide to the left to help determine the correct dimensions for your selected product.





Europa | Black



1 3/8" Decorative Brackets

Decorative Bracket



Fits		Dimensions		Quantity per Box	
1 3/8" Designer Metals™ Poles		Depth: 4 1/8"-5 1/8"	Height: 3"	10 pieces per box	
		Width: 7/8"	Wall to Pole: 2 1/8"-3 1/8"		
		Return: 3"-4"			
Product Number & Finish					
1832074	Antique Silver	1832077	Caramel	1832080	Polished Nickel
1832075	Black	1832078	Gilded Bronze	1832081	Satin Nickel
1832076	Brushed Bronze	1832079	Oil Rubbed Bronze		

Decorative Bypass Bracket



Fits		Dimensions		Quantity per Box	
1 3/8" Designer Metals™ Poles		Depth: 3 3/4"-4 3/4"	Height: 3"	10 pieces per box	
		Width: 7/8"	Wall to Pole: 2 1/8"-3 1/8"		
		Return: 3"-4"			
Product Number & Finish					
1832090	Antique Silver	1832093	Caramel	1832096	Polished Nickel
1832091	Black	1832094	Gilded Bronze	1832097	Satin Nickel
1832092	Brushed Bronze	1832095	Oil Rubbed Bronze		

Decorative Ceiling Bracket



Fits		Dimensions		Quantity per Box	
1 3/8" Designer Metals™ Poles		Depth: 3"	Height: 3 3/4"-4 3/4"	10 pieces per box	
		Width: 7/8"	Ceiling to Pole: 2 5/8"-3 5/8"		
		Back Edge to Pole: 2 7/8"			
Product Number & Finish					
1832082	Antique Silver	1832085	Caramel	1832088	Polished Nickel
1832083	Black	1832086	Gilded Bronze	1832089	Satin Nickel
1832084	Brushed Bronze	1832087	Oil Rubbed Bronze		

Decorative Ceiling Bypass Bracket



Fits		Dimensions		Quantity per Box	
1 3/8" Designer Metals™ Poles		Depth: 3"	Height: 3 5/8"-4 5/8"	10 pieces per box	
		Width: 7/8"	Ceiling to Pole: 2 5/8"-3 5/8"		
		Back Edge to Pole: 3"			
Product Number & Finish					
1832098	Antique Silver	1832101	Caramel	1832104	Polished Nickel
1832099	Black	1832102	Gilded Bronze	1832105	Satin Nickel
1832100	Brushed Bronze	1832103	Oil Rubbed Bronze		



1 3/8" Decorative Brackets

Decorative Double Bracket



Fits		Dimensions		Quantity per Box	
1 3/8" Designer Metals™ Poles		Depth: 7 1/8"-8 1/8"	Height: 3"	10 pieces per box	
		Width: 7/8"	Wall to Back Pole: 2 1/8"-3 1/8"		
		Inner Return: 3"-4"	Outer Return: 6"-7"		
Product Number & Finish					
1832106	Antique Silver	1832109	Caramel	1832112	Polished Nickel
1832107	Black	1832110	Gilded Bronze	1832113	Satin Nickel
1832108	Brushed Bronze	1832111	Oil Rubbed Bronze		

Decorative Double Bypass Bracket



Fits		Dimensions		Quantity per Box	
1 3/8" Designer Metals™ Poles		Depth: 7"-8"	Height: 3"	10 pieces per box	
		Width: 7/8"	Wall to Back Pole: 2 1/4"-3 1/4"		
		Inner Return: 3 1/4"-4 1/4"	Outer Return: 6 1/4"-7 1/4"		
Product Number & Finish					
1832122	Antique Silver	1832125	Caramel	1832128	Polished Nickel
1832123	Black	1832126	Gilded Bronze	1832129	Satin Nickel
1832124	Brushed Bronze	1832127	Oil Rubbed Bronze		

Decorative Ceiling Double Bracket

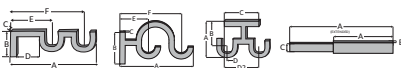


Fits		Dimensions		Quantity per Box	
1 3/8" Designer Metals™ Poles		Depth: 5 1/2"	Height: 3 5/8"-4 5/8"	10 pieces per box	
		Width: 7/8"	Ceiling to Pole: 2 5/8"-3 5/8"		
			Back Edge to Pole: 3 1/2"		
Product Number & Finish					
1832114	Antique Silver	1832117	Caramel	1832120	Polished Nickel
1832115	Black	1832118	Gilded Bronze	1832121	Satin Nickel
1832116	Brushed Bronze	1832119	Oil Rubbed Bronze		

Decorative Bracket Extension



Fits		Dimensions		Quantity per Box	
1 3/8" Designer Metals™ Poles		Depth: 3"-4"	Height: 1/2"	10 pieces per box	
		Width: 1/2"			
Product Number & Finish					
1832138	Antique Silver	1832141	Caramel	1832144	Polished Nickel
1832139	Black	1832142	Gilded Bronze	1832145	Satin Nickel
1832140	Brushed Bronze	1832143	Oil Rubbed Bronze		



Use the measurement guide to the left to help determine the correct dimensions for your selected product.

1 3/8" Standard Brackets

Standard Bracket



Fits	Dimensions	Quantity per Box
1 3/8" Designer Metals™ Poles	Depth: 5 1/4"-7" Height: 2 5/8" Width: 1" Wall to Pole: 3 1/2"-5 1/4" Return: 4 3/8"-6 1/8"	10 pieces per box

Product Number & Finish					
1858569	Antique Silver	1858573	Caramel	**	Polished Nickel
1858572	Black	1858568	Gilded Bronze	1858570	Satin Nickel
1858574	Brushed Bronze	*	Oil Rubbed Bronze		

*Order Black for Oil Rubbed Bronze. **Order Satin Nickel for Polished Nickel.

Standard Center Bypass Bracket



Fits	Dimensions	Quantity per Box
1 3/8" Designer Metals™ Poles	Depth: 5 3/4"-6 3/4" Height: 2 5/8" Width: 1" Wall to Pole: 3 1/2"-4 1/2" Return: 5"-6"	4 pieces per box

Product Number & Finish					
1832037	Antique Silver	1832045	Caramel	**	Polished Nickel
1832044	Black	1832039	Gilded Bronze	1832038	Satin Nickel
1832040	Brushed Bronze	*	Oil Rubbed Bronze		

*Order Black for Oil Rubbed Bronze. **Order Satin Nickel for Polished Nickel.

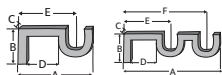
Standard Double Bracket



Fits	Dimensions	Quantity per Box
1 3/8" Designer Metals™ Poles	Depth: 7 7/8"-9 5/8" Height: 2 5/8" Width: 1" Wall to Back Pole: 3 1/2"-5 1/4" Inner Return: 4 1/4"-6" Outer Return: 7"-8 3/4"	4 pairs per box

Product Number & Finish					
1832028	Antique Silver	1832036	Caramel	**	Polished Nickel
1832035	Black	1832030	Gilded Bronze	1832029	Satin Nickel
1832031	Brushed Bronze	*	Oil Rubbed Bronze		

*Order Black for Oil Rubbed Bronze. **Order Satin Nickel for Polished Nickel.






Inside Mount Socket | Antique Silver

1 3/8" Accessories & Components

Inside Mount Socket




Fits	Dimensions	Quantity per Box
1 3/8" Designer Metals™ Poles	Depth: 1 1/4" Height: 1 5/8" Width: 1 5/8"	4 pairs per box

Product Number & Finish					
1832218	Antique Silver	1832221	Caramel	1832224	Polished Nickel
1832219	Black	1832222	Gilded Bronze	1832225	Satin Nickel
1832220	Brushed Bronze	1832223	Oil Rubbed Bronze		

Mounts a 1 3/8" rod between two facing walls.

Swivel Socket



Fits	Dimensions	Quantity per Box
1 3/8" Designer Metals™ Poles 1 3/8" Estate™ Traverse Rods 1 3/8" K-Rail Traverse Rods	Length to Center: 1 1/32" Pole Diameter: 1 1/16" Full Length: 1 7/8" Depth of Socket: 1/8"	4 pieces per box

Product Number & Finish					
1831428	Antique Silver	1831420	Caramel	1831422PN	Polished Nickel
1831421	Black	1831426	Gilded Bronze	1831427	Satin Nickel
1831425	Brushed Bronze	*	Oil Rubbed Bronze		

*Order Black for Oil Rubbed Bronze.

36" Baton with Bypass C-Ring



Fits	Dimensions	Quantity per Box
1 3/8" Designer Metals™ Poles	36" Long	6 pieces per box

Product Number & Finish					
1831558	Antique Silver	1831550	Caramel	1831559	Polished Nickel
1831551	Black	1831556	Gilded Bronze	1831557	Satin Nickel
1831555	Brushed Bronze	1831554	Oil Rubbed Bronze		

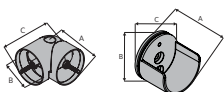
Finial Plug



Fits	Quantity per Box
1 3/8" Designer Metals™ Poles	20 pieces per box

Product Number & Finish	
73405058	White

Can be used with stationary fixed width & telescoping rods.



1 3/8" Components

Internal Rod Splice



Fits	Quantity per Box
------	------------------

1 3/8" Designer Metals™ Poles	6 pieces per box
-------------------------------	------------------

Product Number & Finish

73304061 Bright Zinc

Connects two poles together for larger width options.

Finial Wall Mount



Fits	Quantity per Box
------	------------------

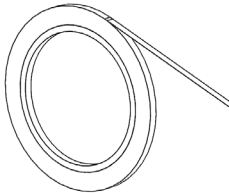
1 3/8" Designer Metals™ Finials	4 pairs per box
---------------------------------	-----------------

Product Number & Finish

54780058 White

Use with decorative finial.

Teflon Tape



Dimensions	Quantity per Box
------------	------------------

54' per roll	1 roll per box
--------------	----------------

Product Number & Finish

84990000 Clear

Teflon tape is used on stationary poles to help rings slide smoothly across the pole.


2" Finials & Endcaps

Anubis



Fits		Dimensions		Quantity per Box
2" Designer Metals™ Poles 2" Estate™ Traverse Rods		Depth: 4½" Height: 4½" Width: 4⅛"	4 pairs per box	
Product Number & Finish				
1832194	Antique Silver	1832197	Caramel	1832200 Polished Nickel
1832195	Black	1832198	Gilded Bronze	1832201 Satin Nickel
1832196	Brushed Bronze	1832199	Oil Rubbed Bronze	

Artemis



Fits		Dimensions		Quantity per Box
2" Designer Metals™ Poles 2" Estate™ Traverse Rods		Depth: 5" Height: 4" Width: 4"	4 pairs per box	
Product Number & Finish				
1832010	Antique Silver	1832018	Caramel	1831951 Polished Nickel
1832017	Black	1832012	Gilded Bronze	1832011 Satin Nickel
1832013	Brushed Bronze	1832014	Oil Rubbed Bronze	

Corsa



Fits		Dimensions		Quantity per Box
2" Designer Metals™ Poles 2" Estate™ Traverse Rods		Depth: 2¼" Height: 3½" Width: 3½"	4 pairs per box	
Product Number & Finish				
1832001	Antique Silver	1832009	Caramel	1831952 Polished Nickel
1832008	Black	1832003	Gilded Bronze	1832002 Satin Nickel
1832004	Brushed Bronze	1832005	Oil Rubbed Bronze	

Europa



Fits		Dimensions		Quantity per Box
2" Designer Metals™ Poles 2" Estate™ Traverse Rods		Depth: 4¼" Height: 3¾" Width: 3¾"	4 pairs per box	
Product Number & Finish				
1832202	Antique Silver	1832205	Caramel	1832208 Polished Nickel
1832203	Black	1832206	Gilded Bronze	1832209 Satin Nickel
1832204	Brushed Bronze	1832207	Oil Rubbed Bronze	

2" Finials & Endcaps

Pandora



Fits	Dimensions	Quantity per Box
2" Designer Metals™ Poles 2" Estate™ Traverse Rods	Depth: 5⅞" Height: 3¾" Width: 3¾"	4 pairs per box

Product Number & Finish					
1831981	Antique Silver	1831989	Caramel	1831980	Polished Nickel
1831988	Black	1831983	Gilded Bronze	1831982	Satin Nickel
1831984	Brushed Bronze	1831985	Oil Rubbed Bronze		

Rao



Fits	Dimensions	Quantity per Box
2" Designer Metals™ Poles 2" Estate™ Traverse Rods	Depth: 1⅞" Height: 2½" Width: 2½"	4 pairs per box

Product Number & Finish					
1831992	Antique Silver	1832000	Caramel	1930946	Polished Nickel
1831999	Black	1831994	Gilded Bronze	1831993	Satin Nickel
1831995	Brushed Bronze	1831996	Oil Rubbed Bronze		

Stratta



Fits	Dimensions	Quantity per Box
2" Designer Metals™ Poles 2" Estate™ Traverse Rods	Depth: 3⅞" Height: 3⅞" Width: 3⅞"	4 pairs per box

Product Number & Finish					
1832210	Antique Silver	1832213	Caramel	1832216	Polished Nickel
1832211	Black	1832214	Gilded Bronze	1832217	Satin Nickel
1832212	Brushed Bronze	1832215	Oil Rubbed Bronze		



Corsa | Brushed Bronze



Stratta | Gilded Bronze





2" Estate™ Traverse Rods

To learn more about the technical specs on Estate Traverse Rods and AMP™ Motorization, see pages 40-43.

Assembled Set with Decorative Rings



Manual Traversing Rods with Selected Carriers

Unit of Measure

Foot - Orders over 8 feet will be spliced. A Keystone will be provided to cover the splice.

AMP™ Motorization Upcharge

Charger, item #62201300 included. Remotes sold separately.

Product Number & Finish

93680867	Antique Silver	93680918	Caramel	93680924	Polished Nickel
----------	----------------	----------	---------	----------	-----------------

93680922	Black	93680920	Gilded Bronze	93680923	Satin Nickel
----------	-------	----------	---------------	----------	--------------

93680919	Brushed Bronze	93680828*	Oil Rubbed Bronze		
----------	----------------	-----------	-------------------	--	--

*Oil Rubbed Bronze uses Black pole with Oil Rubbed Bronze Rings.

Assembled Set with Slides



Manual Traversing Rods with Selected Carriers

Unit of Measure

Foot - Orders over 8 feet will be spliced. A Keystone will be provided to cover the splice.

AMP™ Motorization Upcharge

Charger, item #62201300 included. Remotes sold separately.

Product Number & Finish

93685867	Antique Silver	93685918	Caramel	93685924	Polished Nickel
----------	----------------	----------	---------	----------	-----------------

93685822	Black	936859200	Gilded Bronze	93685923	Satin Nickel
----------	-------	-----------	---------------	----------	--------------

93685919	Brushed Bronze	*	Oil Rubbed Bronze		
----------	----------------	---	-------------------	--	--

*Order Black for Oil Rubbed Bronze.

Assembled Set with Wheeled Ripplefold™ Carriers



Manual Traversing Rods with Selected Carriers

Unit of Measure

Foot - Orders over 8 feet will be spliced. A Keystone will be provided to cover the splice.

AMP™ Motorization Upcharge

Charger, item #62201300 included. Remotes sold separately.

Product Number & Finish

93686867	Antique Silver	93686918	Caramel	93686924	Polished Nickel
----------	----------------	----------	---------	----------	-----------------


93686922	Black	93686920	Gilded Bronze	93686923	Satin Nickel
----------	-------	----------	---------------	----------	--------------

93686919	Brushed Bronze	*	Oil Rubbed Bronze		
----------	----------------	---	-------------------	--	--

*Order Black for Oil Rubbed Bronze.


2" Estate™ Rod With Rings | Polished Nickel

Custom sizes only.
Available in 2".
Additional rings sold separately.



2" Estate™ Rod With Slides | Black

Custom sizes only.
Available in 1 3/8" & 2".




1 3/8" Estate™ Rod With Slides | Antique Silver

Custom sizes only.
Available in 1 3/8" & 2".



2" Estate™ Rod With Ripplefold™ | Gilded Bronze

Custom sizes only.
Available in 1 3/8" & 2".




Estate™ Keystones | Gilded Bronze

Available in 1 3/8" & 2".










2" Estate™ Traverse Rod Components

To learn more about the technical specs on Estate Traverse Rods and AMP™ Motorization, see pages 40-43.

2" Estate™ Keystone



Fits		Quantity per Box	
2" Estate™ Traverse Rods		25 pieces per box	
Product Number & Finish			
1832234	Antique Silver	1832237	Caramel
1832240	Polished Nickel	1832238	Gilded Bronze
1832235	Black	1832241	Satin Nickel
1832236	Brushed Bronze	1832239	Oil Rubbed Bronze

Item	Product No. & Finish	Description	Quantity Per Box
	62101000 White 62101010 Black	AMP Remote Control RF 2W 15 Channel	1 piece per box
	62201300 White	AMP Battery Charger 16.5V/0.89A	1 piece per box
	62102000 White	AMP Gateway USB Bridge	1 piece per box
	62109000 White	AMP Wall Switch Surface RF 2W 15 Channel	1 piece per box
	62108000 White	AMP Wall Switch RF 2W 15 Channel	1 piece per box
	2989899000	15' Cable Assembly	10 pieces per box
	1026661	4' Cable Assembly	10 pieces per box
	2989901000	10' Cable Assembly	10 pieces per box
	2989902000	20' Cable Assembly	10 pieces per box

2" Rings & Accessories

Estate™ Decorative Ring




Fits	Dimensions	Quantity per Box
2" Estate™ Traverse Rods	Depth: 2" Height: 2¾" Width: ⅞"	10 pieces per box

Product Number & Finish					
1831400	Antique Silver	1831392	Caramel	1831401	Polished Nickel
1831393	Black	1831398	Gilded Bronze	1831399	Satin Nickel
1831397	Brushed Bronze	1831396	Oil Rubbed Bronze		

Use with ball bearing slides 9680025.

Swivel Socket

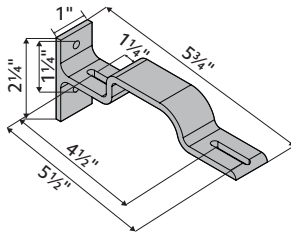


Fits	Dimensions	Quantity per Box
2" Designer Metals™ Poles 2" Estate™ Traverse Rods	Length to Center: 1⅞" Pole Diameter: 2⅛" Full Length: 2⅞" Depth of Socket: ¼"	4 pieces per box

Product Number & Finish					
1831419	Antique Silver	1831411	Caramel	1831413PN	Polished Nickel
1831412	Black	1831417	Gilded Bronze	1831418	Satin Nickel
1831416	Brushed Bronze	*	Oil Rubbed Bronze		

*Order Black for Oil Rubbed Bronze.

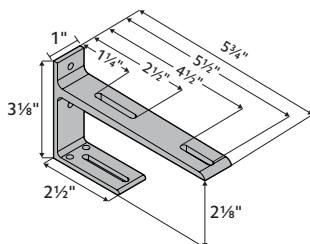
Double Bracket



Fits	Dimensions	Quantity per Box
2" Designer Metals™ Poles 2" Estate™ Traverse Rods	Depth: 5¾" Height: 2¼" Width: 1"	10 pieces per box

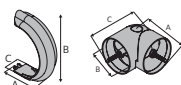
Product Number & Finish	
71134110	Satin Brass

Double Bracket



Fits	Dimensions	Quantity per Box
2" Designer Metals™ Poles 2" Estate™ Traverse Rods	Depth: 5¾" Height: 3⅞" Width: 1"	10 pieces per box

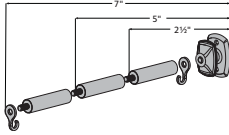
Product Number & Finish			
71132062	Antique Brass	71132110	Satin Brass
71132006	Black	71132012	Satin Nickel



Use the measurement guide to the left to help determine the correct dimensions for your selected product.

Accessories


4½" Scarf Ring



Includes	Dimensions	Quantity per Box
Post arm with 2½", 5" or 7½" clearance included	Depth: 8½" Height: 4¾" Width: 4¾"	4 pairs per box

Product Number & Finish					
1831437	Antique Silver	1831429	Caramel	1831975	Polished Nickel
1831430	Black	1831435	Gilded Bronze	1831436	Satin Nickel
1831434	Brushed Bronze	1831433	Oil Rubbed Bronze		

Holdback Arm with Endcap

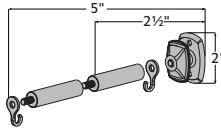


Dimensions	Quantity per Box
Depth: 5" Height: 1½" Width: 5¾"	4 pairs per box

Product Number & Finish					
1831540	Antique Silver	1831532	Caramel	1831976	Polished Nickel
1831533	Black	1831538	Gilded Bronze	1831539	Satin Nickel
1831537	Brushed Bronze	1831536	Oil Rubbed Bronze		

3" Holdbacks

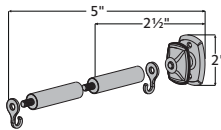
Contemporary Round



Includes	Dimensions	Quantity per Box
Post arm with 2 1/2" or 5" clearance included	Depth: 2 1/2"-5" Height: 3" Width: 3"	4 pairs per box

Product Number & Finish					
1831495	Antique Silver	1831447	Caramel	1831969	Polished Nickel
1831448	Black	1831493	Gilded Bronze	1831494	Satin Nickel
1831492	Brushed Bronze	1831491	Oil Rubbed Bronze		

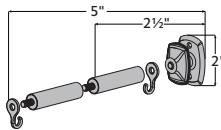
Transitional Square



Includes	Dimensions	Quantity per Box
Post arm with 2 1/2" or 5" clearance included	Depth: 2 1/2"-5" Height: 3" Width: 3"	4 pairs per box

Product Number & Finish					
1831446	Antique Silver	1831438	Caramel	1831970	Polished Nickel
1831439	Black	1831444	Gilded Bronze	1831445	Satin Nickel
1831443	Brushed Bronze	1831442	Oil Rubbed Bronze		

Camber

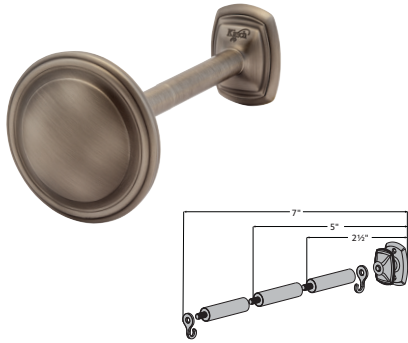


Includes	Dimensions	Quantity per Box
Post arm with 2 1/2" or 5" clearance included	Depth: 2 1/2"-5" Height: 3" Width: 3"	4 pairs per box

Product Number & Finish					
1831504	Antique Silver	1831496	Caramel	1831971	Polished Nickel
1831497	Black	1831502	Gilded Bronze	1831503	Satin Nickel
1831501	Brushed Bronze	1831500	Oil Rubbed Bronze		

4" Holdbacks

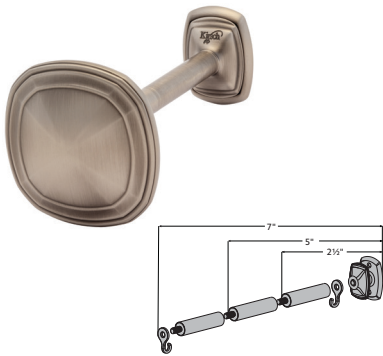
Contemporary Round



Includes	Dimensions	Quantity per Box
Post arm with 2 1/2", 5" or 7 1/2" clearance included	Depth: 2 1/2"-7" Height: 4" Width: 4"	4 pairs per box

Product Number & Finish					
1831522	Antique Silver	1831514	Caramel	1831572	Polished Nickel
1831515	Black	1831520	Gilded Bronze	1831521	Satin Nickel
1831519	Brushed Bronze	1831518	Oil Rubbed Bronze		

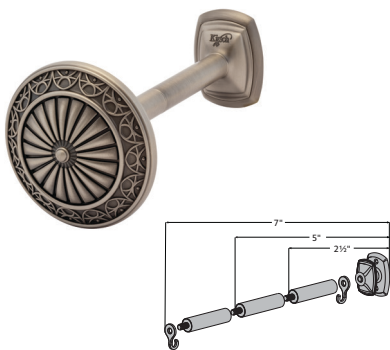
Transitional Square



Includes	Dimensions	Quantity per Box
Post arm with 2 1/2", 5" or 7 1/2" clearance included	Depth: 2 1/2"-5" Height: 3" Width: 3"	4 pairs per box

Product Number & Finish					
1831513	Antique Silver	1831505	Caramel	1831973	Polished Nickel
1831506	Black	1831511	Gilded Bronze	1831512	Satin Nickel
1831510	Brushed Bronze	1831509	Oil Rubbed Bronze		

Camber



Includes	Dimensions	Quantity per Box
Post arm with 2 1/2", 5" or 7 1/2" clearance included	Depth: 2 1/2"-5" Height: 3" Width: 3"	4 pairs per box

Product Number & Finish					
1831531	Antique Silver	1831523	Caramel	1831974	Polished Nickel
1831524	Black	1831529	Gilded Bronze	1831530	Satin Nickel
1831528	Brushed Bronze	1831527	Oil Rubbed Bronze		



Contemporary Round	Black
Transitional Square	Caramel
Camber	Antique Silver

AMP™ Motorization

Why AMP™?

The slim design of the quiet, yet powerful motor and the position on the track allows the motor to tuck seamlessly behind your drapery panel so you'll never have to sacrifice your style or comfort. For safety measures, you're able to move the draperies with a gentle tug, allowing for operation when a remote is not present or if a guest is unaware of the motorization feature. The dual battery and AC power sources allows operation in case of a power outage so draperies may be opened in the event of an emergency. AMP™ Motorization is available on our most popular traversing tracks, Estate and Architrac® Series 94001 and in drapery header styles Ripplefold™ and pleated for a variety of styling options. This is comfortable living at its finest.

For AMP™ Motorization brochure, programming instructions and installation instructions, please visit the drapery hardware resource library at kirsch.com.

Benefits & Features

AMP™ Motorization

- Motor mounts to the back of the track which allows a seamless look between motorized and manual traverse rods
- Drapery fabrication does not need to change between manually controlled draperies and motorized draperies; No additional returns or any special instructions
- Limits are set automatically after installation
- Remote control is radio frequency and easily pairs with the motor
- Tug feature; when drapery is pulled the motor will traverse the drapery
- AMP™ App with AMP™ USB Bridge
- Architrac® Series 94001 Rods with AMP™ cannot be bent or curved

Frequently Asked Questions

What is the weight capacity?

64 lbs Motor is rated to 64 lbs. Be sure not to exceed the Estate or Architrac track specifications to ensure your motor operates optimally.

Can you double the weight capacity by using two motors?

No Only use one motor per rod.

Does AMP™ offer limit setting?

Yes The motor automatically sets its limits.

Does AMP™ offer touch control?

Yes The tug feature allows you to pull on the drapery and the motor will automatically open or close your draperies.

How long is the power cord?

6 ft The durable, non-extendable power cord is extra long for out of reach places. Any extra can be rolled and secured for a tidy look. Cable extensions are available in 15", 4', 10' and 20' lengths to reach outlets that are farther away from the motor.

Is there a wall switch?

Yes There are Flush Mount and Surface Mount Wall Switches available.

Does AMP™ offer a warranty?

Yes See the Kirsch Warranty document for more information.

Download the AMP™ APP to get started




AMP™ Motorization Overview

Overview

- Soft start/stop & manual operation
- Tug feature: when drapery is pulled the motor will traverse the drapery
- Automatic limits on end stop
- Favorite/intermediate position
- Dry contact for external control
- RF Remote and wall switches
- Setting with buttons on motor units
- Setting with external dry contact switch
- LED Indicators
- One-Way and Two-Way Draw
- Pleated
- Ripplefold™
- AMP™ App with AMP™ USB Bridge

Available Colors

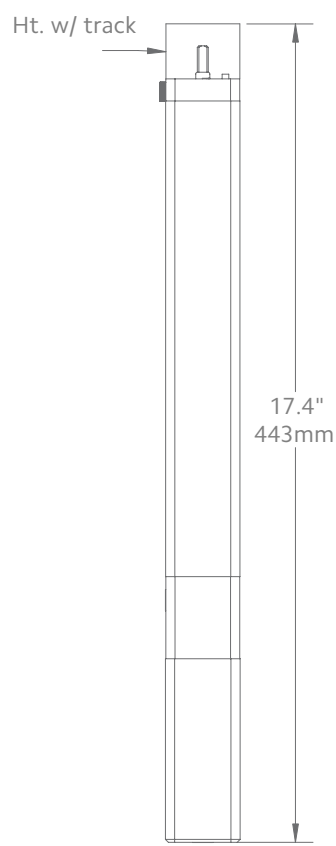


White

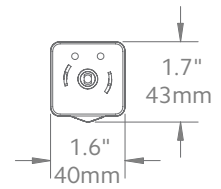
Side View



Front View



Bottom View



Motor Unit Product No.

AMP™ Drapery Motor 62001300

Technical Specs AMP™ Motor

Power Supply DC 16.5V-0.89A
(100-240VAC 50/60Hz 0.5A)

Amperage 2.55Ah

Average Linear Speed 7.8inches/sec

Power Consumption 40 watts

Torque 1.2Nm

Power Cable Length 6 feet

Variable Speed 80, 100 & 120 rpm

Certifications UL/CE

Max. Track Length Estate™ - 16 ft
Architrac™ 94001 - 16 ft

Max. Load 64 lbs

Follow track specifications for drapery weight.



Estate™ Overview

To help determine which system is right for your project, use the guideline below to select the best fit. For more detailed information about each track, please visit our resource library at kirsch.com.

Estate™ Series	Buckingham®	Designer Metals™	Wood Trends™	Wrought Iron	Varia	Chroma
What is your preferred size?						
1 3/8"	•	•	•	•		
2"	•	•	•		•	•
What is your preferred Draw type?						
Motorized	•	•	•	•	•	•
Manual	•	•	•	•	•	•
What is your preferred Drapery Heading type?						
Pleated	•	•	•	•	•	•
Ripplefold™	•	•	•	•	•	•
What is your mounting location?						
Ceiling Mount*	•	•	•	•	•	•
Wall Mount	•	•	•	•	•	•
What is your preferred look?						
With rings		•				
Without rings	•	•	•	•	•	•

*Final choices may be limited for ceiling mounted Estate™ Rods.

Track Performance Data

Style	Heading Style	Mount	Draw	Minimum Track Length	Maximum Track Length	Minimum Fabric Weight	Lbs. per Ft.
 83611 1 3/8" Estate™ Manual or Motorized Draw	Pleated, Ripplefold™	Ceiling, Wall	One-Way	18 in	16 ft	64 lbs	4
			Two-Way	18 in	16 ft	64 lbs	4
 93601 2" Estate™ Manual or Motorized Draw	Pleated, Ripplefold™	Ceiling, Wall	One-Way	18 in	16 ft	64 lbs	4
			Two-Way	18 in	16 ft	64 lbs	4

*Maximum track lengths and maximum fabric weight do not apply to curved track. Check with customer service for feasibility. Send complete specifications and fabric weight.

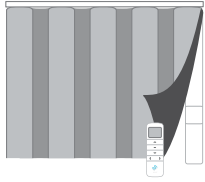
Splices & Keystones per Track

Track Length	Number of Splices	Keystones Included
8 ft. to 16 ft.	1	1

Operating Systems

Motorized Draw

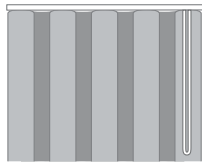
AMP™ Motorization



- Easy to use
- Quiet, powerful motor
- Pleated or Ripplefold™
- For Estate™ Traverse Rods or Architrac® Series 94001
- For more information, see page 40

Manual Draw

Cord Draw



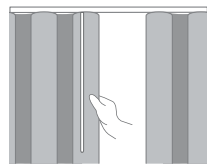
- Easy to use
- Pleated or Ripplefold™

Hand/Baton Draw



- Easy to use
- A gentle tug allows drapery to glide across track
- Pleated or Ripplefold™


Baton Duplex Draw



- Easy to use
- Used on split draw rods
- Pleated or Ripplefold™
- When the baton is pulled on one stack, draperies on both sides of the traverse rod open or close

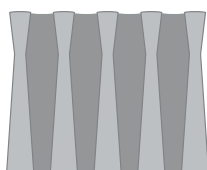
Header Styles

Ripplefold™



- Panels can be pressed flat, yet fall into fold
- No hooks or pins
- Headings are suspended under track
- Stack back is less than conventional pleated draperies
- Draperies snap on/off carriers for easy installation
- Interior drapery appearance is identical to exterior-facing appearance

Pleated



- A classic header option
- Can be used with most track systems using slip-in or pin-on hooks
- Headings can be suspended under the track or over the face of the track to conceal hardware
- Four carriers per foot is standard, additional carriers or rings can be ordered

Bracket Spacing & Mount Options

Place bracket at each end, place next bracket a maximum of 24" from first, then place remaining brackets at 48" intervals over the remainder of the track. Spacing may need to be shortened for heavier draperies. All mounting options are compatible with our AMP™ Motorization.



Wall Mount using parts:

To achieve this look, order Estate rod, wall mount and all components will be included.

94129061
Zinc



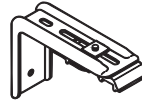
or

1856973
Satin Nickel



or

1856978
Brushed Bronze

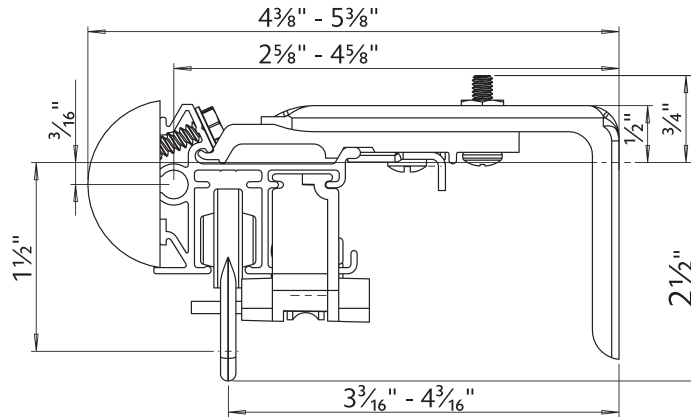


or

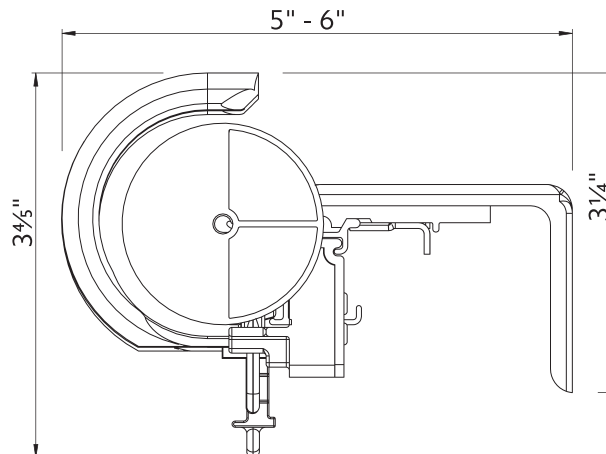
1857324
Black



1 3/8" Wall Mount



2" Wall Mount



Ceiling Mount using parts:

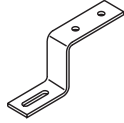
To achieve this look, order Estate rod, ceiling mounted. 94130xxx brackets are included with the rod. Then order item 1796061 ceiling mount bracket in the quantity needed based on the bracket spacing drawing on page 44.

94130xxx

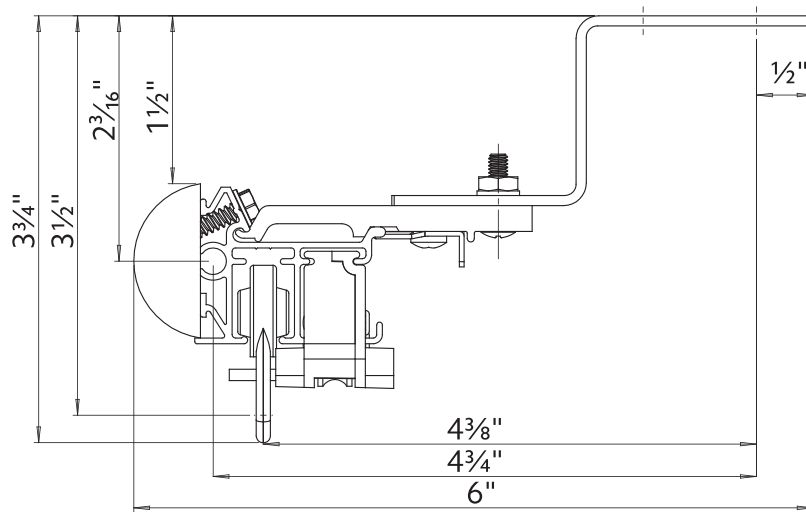


⊗

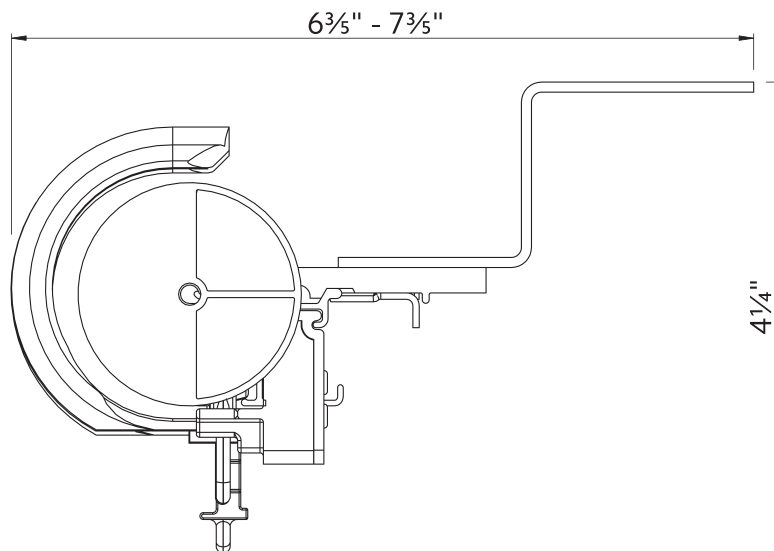
1796061



1 3/8" Ceiling Mount



2" Ceiling Mount



Double Wall Mount using parts:

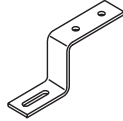
To achieve this look, order Estate rod, ceiling mounted. 94130xxx brackets are included with the rod. Then order one, item 94125xxx double bracket and two, item 1796061 ceiling mount brackets multiplied by the quantity needed based on the bracket spacing drawing on page 44.

94125xxx



⊗

1796061

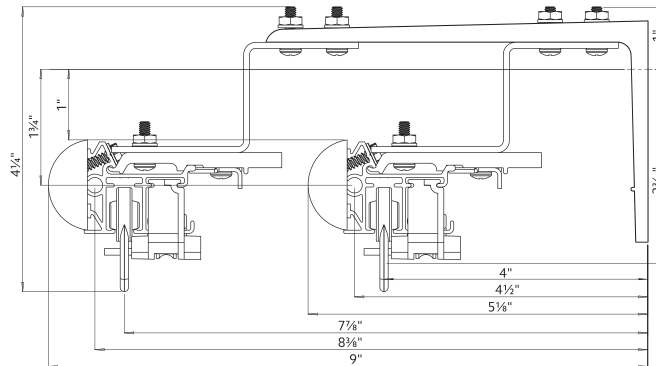


⊗

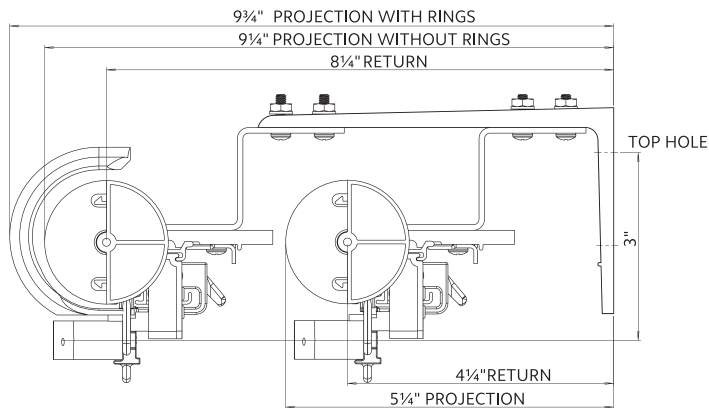
94130xxx



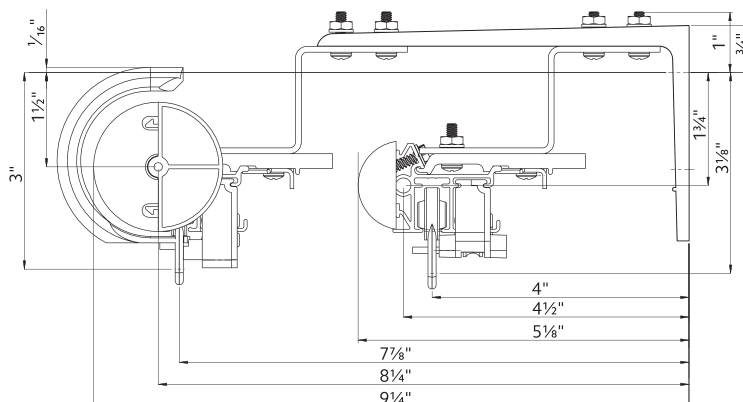
1 3/8" Double Wall Mount



2" Double Wall Mount



2" Front & 1 3/8" Back Double Wall Mount



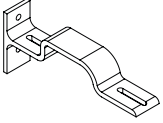
Double Wall Mount using parts:

To achieve this look, order Estate rod ceiling mounted. 94130xxx brackets are included with the rod. Then order one, item 71134110 double bracket in the quantity needed based on the bracket spacing drawing on page 44.

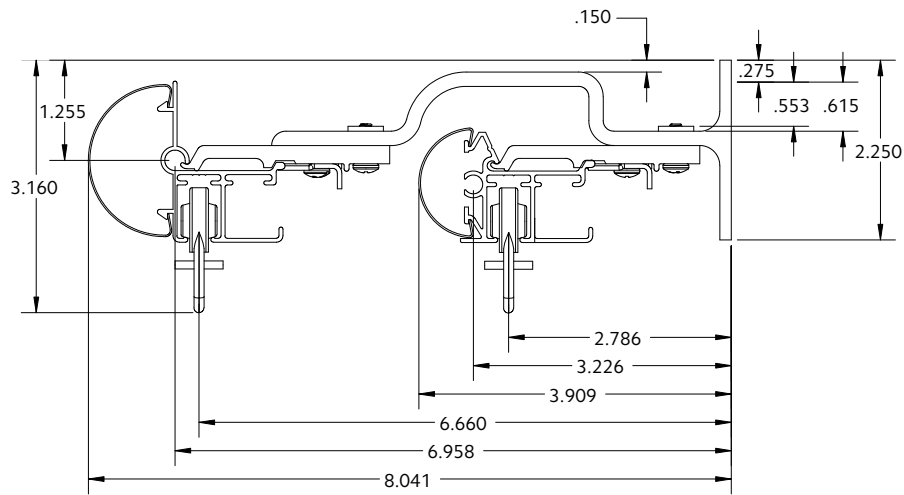
71134110

&

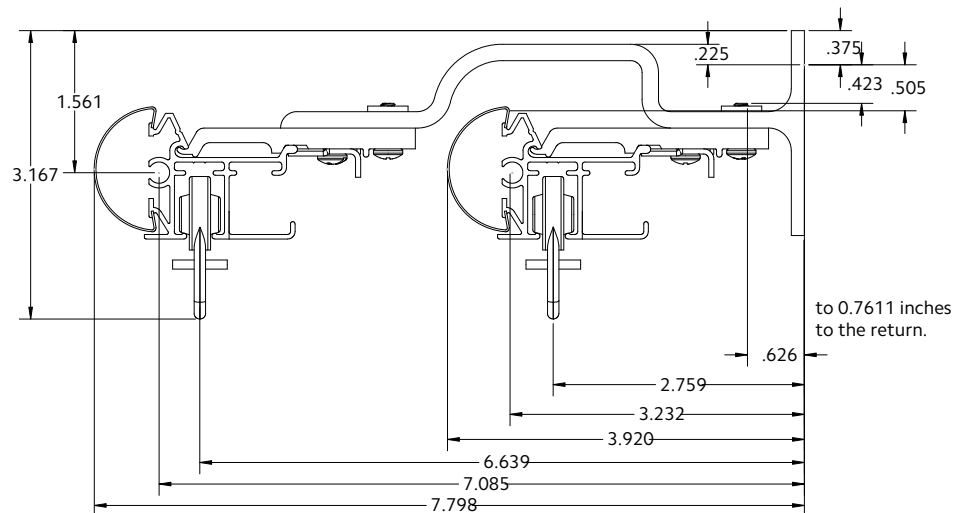
94130xxx



2" Front & 1 3/8" Back Double Wall Mount



1 3/8" Front & 1 3/8" Back Double Wall Mount



Calculating Drapery Weight

1. Fabric Weight

Some fabric samples list on the back of the swatch the weight listed in Ounces/SqYd (ounces per square yard). Call the manufacturer for the weight if not listed.

2. Lining Weight

Most drapery linings are 2oz - 4oz per square yard.

Drapery Weight Formula

Total Square Yards = (total yards x 36 x fabric width) ÷ 1296 (1-square yard)

Weight = total square yards x weight in ounces per SqYd) ÷ 16 oz in lb

Example 32 yards of 54" wide fabric weighing 14 oz/SqYd
Total square yards = (32 x 36 x 54) = 62,208 ÷ 1296 = 48 SqYds
Weight = (48 x 14oz) = 672 ÷ 16 = 42 lbs

Lining Weight Formula

Total Square Yards = (total yards x 36 x fabric width) ÷ 1296 (1-square yard)

Weight = total square yards x weight in ounces per SqYd) ÷ 16 oz in lb

Example 32 yards of 54" wide fabric weighing 6 oz/SqYd
Total square yards = (32 x 36 x 54) = 62,208 ÷ 1296 = 48 SqYds
Weight = (48 x 4oz) = 192 ÷ 16 = 12 lbs

Fabrics by Weight

Contact the fabric manufacturer for your specific fabric weight.

Fabric Type	Weight per Square Yard
Drapery Lining	2-4oz
Interlining	5-6oz
Blackout Lining	6-10oz
Bump Lining	12-14oz
Silks	2-4oz
Chintz	2-4oz
Printed Cottons	4-6oz
Linens	6-10oz
Jacquards	10-14oz
Velvets	14-18oz

Stack Guides

Pleated Stack Guide (for 16 mm carriers)

Note: Stack size is estimated. Type of fabric used could alter these measurements.

Size of Track (in inches)	5 carriers per foot 3x fullness		4 carriers per foot 2½x fullness		3 carriers per foot 2x fullness	
	Stackback One-Way	Stackback Two-Way (per side)	Stackback One-Way	Stackback Two-Way (per side)	Stackback One-Way	Stackback Two-Way (per side)
18	11.75	8.75	10.5	8.5	10.5	8.5
24	13	9.25	11.75	8.75	10.5	8.5
30	15.75	10.5	13	9.25	11.75	8.75
36	17	11.25	14.5	10	13	9.25
42	18.5	12	15.75	10.5	14.5	10
48	19.75	12.5	17	11.25	14.5	10
54	22.25	14	18.5	12	15.75	10.5
60	23.75	14.5	19.75	12.5	17	11.25
66	25	15.25	21	13.25	18.5	12
72	26.25	16	22.25	14	18.5	12
78	29	17.25	23.75	14.5	19.75	12.5
84	30.25	18	25	15.25	21	13.25
90	31.5	18.5	26.25	16	22.25	14
96	33	19.25	27.5	16.5	22.25	14
102	35.5	20.5	29	17.25	23.75	14.5
108	36.75	21.25	30.25	18	25	15.25
114	38.25	21.75	31.5	18.5	26.25	16
120	39.5	22.5	33	19.25	26.25	16
126	42.25	23.75	34.25	19.75	27.5	16.5
132	43.5	24.5	35.5	20.5	29	17.25
138	44.75	25.25	36.75	21.25	30.25	18
144	46	25.75	38.25	21.75	30.25	18
150	48.75	27	39.5	22.5	31.5	18.5
156	50	27.75	40.75	23.25	33	19.25
162	51.5	28.5	42.25	23.75	34.25	19.75
168	52.75	29	43.5	24.5	34.25	19.75
174	55.25	30.5	44.75	25.25	35.5	20.5
180	56.75	31	46	25.75	36.75	21.25
186	58	31.75	47.5	26.5	38.25	21.75
192	59.25	32.5	48.75	27	38.25	21.75
198	62	33.75	50	27.75	39.5	22.5
204	63.25	34.5	51.5	28.5	40.75	23.25
210	64.5	35	52.75	29	42.25	23.75
216	66	35.75	54	29.75	42.25	23.75
222	68.5	37	55.25	30.5	43.5	24.5
228	69.75	37.75	56.75	31	44.75	25.25
234	71.25	38.25	58	31.75	46	25.75
240	72.5	39	59.25	32.5	46	25.75

Ripplefold™ Stack Guide for Butt Master 84111xxx

Note: Stack size is estimated. Type of fabric used could alter these measurements. Please refer to the Ripplefold Fabrication Manual for more information.

120% Fullness	100% Fullness	80% Fullness	60% Fullness	Number of factory snaps	Snap Tape Length (less return length)*	Panel Stackback
13⅜	15⅜	17⅞	18⅞	8	32½	5½
17⅜	19⅝	21⅞	24⅞	10	41	6½
21⅞	23⅞	26⅞	29⅞	12	49½	7½
24⅞	28⅞	31⅞	34⅞	14	58	8¾
28⅞	32⅞	36⅞	39⅞	16	66½	9¾
32⅞	36⅞	40⅞	45⅞	18	75	11
36⅞	40⅞	45⅞	50⅞	20	83½	12
39⅞	45⅞	50⅞	55⅞	22	92	13
45⅞	49⅞	55⅞	60⅞	24	100½	14¼
47⅞	53⅞	59⅞	66⅞	26	109	15¼
51⅞	57⅞	64⅞	71⅞	28	117½	16½
54⅞	62⅞	69⅞	76⅞	30	126	17½
58⅞	66⅞	74⅞	81⅞	32	134½	18½
62⅞	70⅞	78⅞	87⅞	34	143	19¾
66⅞	74⅞	83⅞	92⅞	36	151½	20¾
69⅞	79⅞	88⅞	97⅞	38	160	22
73⅞	83⅞	93⅞	102⅞	40	168½	23
77⅞	87⅞	97⅞	108⅞	42	177	24
81⅞	91⅞	102⅞	113⅞	44	185½	25¼
84⅞	96⅞	107⅞	118⅞	46	194	26¼
88⅞	100⅞	112⅞	123⅞	48	202½	27½
92⅞	104⅞	116⅞	129⅞	50	211	28½
96⅞	108⅞	121⅞	134⅞	52	219½	29½
99⅞	113⅞	126⅞	139⅞	52	228	30¾
103⅞	117⅞	131⅞	144⅞	54	236½	31¾
107⅞	121⅞	135⅞	150⅞	56	245	33
111⅞	125⅞	140⅞	155⅞	58	253½	34
114⅞	130⅞	145⅞	160⅞	60	262	35
118⅞	134⅞	150⅞	165⅞	62	270½	36¼
122⅞	138⅞	154⅞	171⅞	64	279	37¼
126⅞	142⅞	159⅞	176⅞	66	287½	38½
129⅞	147⅞	164⅞	181⅞	68	296	39 ½
133⅞	151⅞	169⅞	186⅞	70	304½	40½
137⅞	155⅞	173⅞	192⅞	72	313	41¾
141⅞	159⅞	178⅞	197⅞	74	321½	42¾
144⅞	164⅞	183⅞	202⅞	76	330	44

Ripplefold™ Stack Guide for Butt Master 8411xxx

Note: Stack size is estimated. Type of fabric used could alter these measurements. Please refer to the Ripplefold Fabrication Manual for more information.

120% Fullness	100% Fullness	80% Fullness	60% Fullness	Number of factory snaps	Snap Tape Length (less return length)*	Panel Stackback
148⅝	168⅝	188⅝	207⅝	78	338½	45
152⅝	176⅝	192⅝	213⅝	80	347	46
156⅝	176⅝	197⅝	218⅝	84	355½	47¼
159⅝	181⅝	202⅝	223⅝	86	364	48¼
163⅝	185⅝	207⅝	228⅝	88	372½	49½
167⅝	189⅝	211⅝	234⅝	90	381	50½
171⅝	193⅝	216⅝	239⅝	92	389½	51½
174⅝	198⅝	221⅝	244⅝	94	398	52¾
178⅝	202⅝	226⅝	249⅝	96	406½	53¾
182⅝	206⅝	230⅝	255⅝	98	415	55
186⅝	210⅝	235⅝	260⅝	100	423½	56
189⅝	215⅝	240⅝	265⅝	102	432	57
193⅝	219⅝	245⅝	270⅝	104	440½	58¼
197⅝	223⅝	249⅝	276⅝	106	449	59¼
201⅝	227⅝	254⅝	281⅝	108	457½	60½
204⅝	232⅝	259⅝	286⅝	110	466	61½
208⅝	236⅝	264⅝	291⅝	112	474½	62 ½
212⅝	240⅝	268⅝	297⅝	114	483	63¾
216⅝	244⅝	273⅝	302⅝	116	491½	64¾
219⅝	249⅝	278⅝	307⅝	118	500	66
223⅝	253⅝	283⅝	312⅝	120	508½	67
227⅝	257⅝	287⅝	318⅝	122	517	68
231⅝	261⅝	292⅝	323⅝	124	525½	69¼
234⅝	266⅝	297⅝	328⅝	126	534	70¼
238⅝	270⅝	302⅝	333⅝	128	542½	71½
242⅝	274⅝	306⅝	339⅝	130	551	72½
246⅝	278⅝	311⅝	344⅝	132	559½	73½
249⅝	283⅝	316⅝	349⅝	134	568	74¾
253⅝	287⅝	321⅝	354⅝	136	576½	75¾
257⅝	291⅝	325⅝	360⅝	138	585	77
261⅝	295⅝	330⅝	365⅝	140	593½	78
264⅝	300⅝	335⅝	370⅝	142	602	79
268⅝	304⅝	340⅝	375⅝	144	610½	80¼
272⅝	308⅝	344⅝	381⅝	146	619	81¼
276⅝	312⅝	349⅝	386⅝	148	627½	82½
279⅝	317⅝	354⅝	391⅝	150	636	83½

Ripplefold™ Stack Guide for Butt Master 84214xxx

Note: Stack size is estimated. Type of fabric used could alter these measurements. Please refer to the Ripplefold Fabrication Manual for more information.

120% Fullness	100% Fullness	80% Fullness	60% Fullness	Number of factory snaps	Snap Tape Length (less return length)*	Panel Stackback
14⅞	16⅜	17⅞	19⅜	8	32½	7½
18⅞	20⅞	22⅞	24⅞	10	41	8½
22⅜	24⅞	27⅜	29⅞	12	49½	9¾
26⅞	29⅞	32⅞	35⅞	14	58	10¾
29⅞	33⅞	36⅞	40⅞	16	66½	12
33⅞	37⅞	41⅞	45⅞	18	75	13
37⅞	41⅞	46⅞	50⅞	20	83½	14
41⅞	46⅞	51⅞	56⅞	22	92	15¾
44⅞	50⅞	55⅞	61⅞	24	100½	16¾
48⅞	54⅞	60⅞	66⅞	26	109	17½
52⅞	58⅞	65⅞	71⅞	28	117½	18½
56⅞	63⅞	70⅞	77⅞	30	126	19½
59⅞	67⅞	74⅞	82⅞	32	134½	20¾
63⅞	71⅞	79⅞	87⅞	34	143	21¾
67⅞	75⅞	84⅞	92⅞	36	151½	23
71⅞	80⅞	89⅞	98⅞	38	160	24
74⅞	84⅞	93⅞	103⅞	40	168½	25
78⅞	88⅞	98⅞	108⅞	42	177	26¼
82⅞	92⅞	103⅞	113⅞	44	185½	27¼
86⅞	97⅞	108⅞	119⅞	46	194	28½
89⅞	101⅞	112⅞	124⅞	48	202½	29½
93⅞	105⅞	117⅞	129⅞	50	211	30½
97⅞	109⅞	122⅞	134⅞	52	219½	31¾
101⅞	114⅞	127⅞	140⅞	54	228	32¾
104⅞	118⅞	131⅞	145⅞	56	236½	34
108⅞	122⅞	136⅞	150⅞	56	245	35
112⅞	126⅞	141⅞	155⅞	60	253½	36¼
116⅞	131⅞	146⅞	161⅞	62	262	37¼
119⅞	135⅞	150⅞	166⅞	64	270½	38¼
123⅞	139⅞	155⅞	171⅞	66	279	39½
127⅞	143⅞	160⅞	176⅞	68	287½	40½
131⅞	148⅞	165⅞	182⅞	70	296	41¾
134⅞	152⅞	169⅞	187⅞	72	304½	42¾
138⅞	156⅞	174⅞	192⅞	74	313	43¾
142⅞	160⅞	179⅞	197⅞	76	321½	45
146⅞	165⅞	184⅞	203⅞	78	330	46

Ripplefold™ Stack Guide for Butt Master 84214xxx

Note: Stack size is estimated. Type of fabric used could alter these measurements. Please refer to the Ripplefold Fabrication Manual for more information.

120% Fullness	100% Fullness	80% Fullness	60% Fullness	Number of factory snaps	Snap Tape Length (less return length)*	Panel Stackback
149⅞	169⅞	188⅞	208⅞	80	338½	47¼
153⅞	173⅞	193⅞	213⅞	82	347	48¼
157⅞	177⅞	198⅞	218⅞	84	355½	49½
161⅞	182⅞	203⅞	224⅞	86	364	50½
164⅞	186⅞	207⅞	229⅞	88	372½	51½
168⅞	190⅞	212⅞	234⅞	90	381	52¾
172⅞	194⅞	217⅞	239⅞	92	389½	53¾
176⅞	199⅞	222⅞	245⅞	94	398	55
179⅞	203⅞	226⅞	250⅞	96	406½	56
183⅞	207⅞	231⅞	255⅞	98	415	57
187⅞	211⅞	236⅞	260⅞	100	423½	58¼
191⅞	216⅞	241⅞	266⅞	102	432	59¼
194⅞	220⅞	245⅞	271⅞	104	440½	60½
198⅞	224⅞	250⅞	276⅞	106	449	61½
202⅞	228⅞	255⅞	281⅞	108	457½	62½
206⅞	233⅞	260⅞	287⅞	110	466	63¾
209⅞	237⅞	264⅞	292⅞	112	474½	64¾
213⅞	241⅞	269⅞	297⅞	114	483	66
217⅞	245⅞	274⅞	302⅞	116	491½	67
221⅞	250⅞	279⅞	308⅞	118	500	68¼
224⅞	254⅞	283⅞	313⅞	120	508½	69¼
228⅞	258⅞	288⅞	318⅞	122	517	70¼
232⅞	262⅞	293⅞	323⅞	124	525½	71½
236⅞	267⅞	298⅞	329⅞	126	534	72½
239⅞	271⅞	302⅞	334⅞	128	542½	73¾
243⅞	275⅞	307⅞	339⅞	130	551	74¾
247⅞	279⅞	312⅞	344⅞	132	559½	75¾
251⅞	284⅞	317⅞	350⅞	134	568	77
254⅞	288⅞	321⅞	355⅞	136	576½	78
258⅞	292⅞	326⅞	360⅞	138	585	79¼
262⅞	296⅞	331⅞	365⅞	140	593½	80¼
266⅞	301⅞	336⅞	371⅞	142	602	81¼
269⅞	305⅞	340⅞	376⅞	144	610½	82½
273⅞	309⅞	345⅞	381⅞	146	619	83½
277⅞	313⅞	350⅞	386⅞	148	627½	84¾
281⅞	318⅞	355⅞	392⅞	150	636	85¾

Ripplefold™ Overlap Stack Guide

Note: Stack size is estimated. Type of fabric used could alter these measurements. Please refer to the Ripplefold Fabrication Manual for more information.

120% Fullness	100% Fullness	80% Fullness	60% Fullness	Number of factory snaps	Snap Tape Length (less return length)*	Panel Stackback
16¼	17¾	19⅞	20¾	8	34	9
20	22	23⅞	26	10	42½	10¼
23¾	26¼	28⅞	31¼	12	51	11¼
27½	20½	33⅞	26½	14	59½	12½
31¼	34¾	38⅞	41¾	16	68	13½
35	39	42⅞	47	18	76½	14½
38¾	43¼	47⅞	52¼	20	85	15¾
42½	47½	52⅞	57½	22	93½	16¾
46¼	51¾	57⅞	62¾	24	102	18
50	56	61⅞	68	26	110½	19
53¾	60¼	66⅞	73¼	28	119	20
57½	64½	71⅞	78½	30	127½	21¼
61¼	68¾	76⅞	83¾	32	136	22¼
65	73	80⅞	89	34	144½	23½
68¾	77¼	85⅞	94¼	36	153	24½
72½	81½	90⅞	99½	38	161½	25½
76¼	85¾	95⅞	104¾	40	170	26¾
80	90	99⅞	110	42	178½	27¾
83¾	94¼	104⅞	115¼	44	187	29
87½	98½	109⅞	120½	46	195½	30
91¼	102¾	114⅞	125¾	48	204	31
95	107	118⅞	131	50	212½	32¼
98¾	111¼	123⅞	136¼	52	221	33¼
102½	115½	128⅞	141½	54	229½	34½
106¼	119¾	133⅞	146¾	56	238	35½
110	124	137⅞	152	56	246½	36½
113¾	128¼	142⅞	157¼	60	255	37¾
117½	132½	147⅞	162½	62	263½	38¾
121¼	136¾	152⅞	167¾	64	272	40
125	141	156⅞	173	66	280½	41
128¾	145¼	161⅞	178¼	68	289	42
132½	149½	166⅞	183½	70	297½	43¼
136¼	153¾	171⅞	188¾	72	306	44¼
140	158	175⅞	194	74	314½	45½
143¾	162¼	180⅞	199¼	76	323	46½
147½	166½	185⅞	204½	78	331½	47½

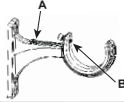


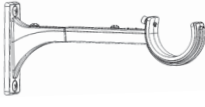













Ripplefold™ Overlap Stack Guide






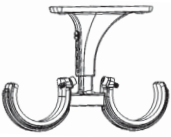
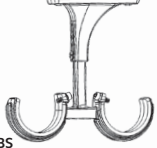


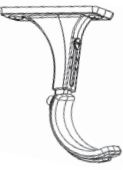



Note: Stack size is estimated. Type of fabric used could alter these measurements. Please refer to the Ripplefold Fabrication Manual for more information.

120% Fullness	100% Fullness	80% Fullness	60% Fullness	Number of factory snaps	Snap Tape Length (less return length)*	Panel Stackback
151¼	170¼	190½	209¾	80	340	48¾
155	175	194¾	215	82	348½	49¾
158¾	179¼	199½	220¼	84	357	51
162½	183½	204¾	225½	86	365½	52
166¼	187¾	209½	230¾	88	374	53
170	192	213¾	236	90	382½	54¼
173¾	196¼	218½	241¼	92	391	55¼
177½	200½	223¾	246½	94	399½	56½
181¼	204¾	228½	251¾	96	408	57½
185	209	232¾	257	98	416½	58½
188¾	213¼	237½	262¼	100	425	59¾
192½	217½	242¾	267½	102	433½	60¾
196¼	221¾	247½	272¾	104	442	62
200	226	251¾	278	106	450½	63
203¾	230¼	256½	283¼	108	459	64
207½	234½	261¾	288½	110	467½	65¼
211¼	238¾	266½	293¾	112	476	66¼
215	243	270¾	299	114	484½	67½
218¾	247¼	275½	304¼	116	493	68½
222½	251½	280¾	309½	118	501½	69½
226¼	255¾	285½	314¾	120	510	70¾
230	260	289¾	320	122	518½	71¾
233¾	264¼	294½	325¼	124	527	73
237½	268½	299¾	330½	126	535½	74
241¼	272¾	304½	335¾	128	544	75
245	277	308¾	341	130	552½	76¼
248¾	281¼	313½	346¼	132	561	77¼
252½	285½	318¾	351½	134	569½	78½
256¼	289¾	323½	356¾	136	578	79½
260	294	327¾	362	138	586½	80½
263¾	298¼	332½	367¼	140	595	81¾
267½	302½	337¾	372½	142	603½	82¾
271¼	306¾	342½	377¾	144	612	84
275	311	346¾	383	146	620½	85
278¾	315¼	351½	388¼	148	629	86
282½	319½	356¾	393½	150	637½	87¼

1 3/8" Decorative Bracket Weight Chart

Weight capacity shown is maximum per bracket when screwed into solid wood. Weight capacity is reduced when using wall anchors or screwing into other substrates. Consult a professional for the proper screw and wall anchor for your application as many factors affect the mounting strength.

Wall Mount Bracket		Basic assembly A) Tighten to 8 in lb B) Tighten leveling screw			
Not Extended	Extension Extended	Extension Not Extended	Extension Extended	Extension Not Extended	Extension Extended
Single Pole (1832074-1832081)		Single Pole (1832074-1832081) with extension (1832138-1832145)			
					
MAXIMUM: 25 LBS	MAXIMUM: 20 LBS	MAXIMUM: 20 LBS	MAXIMUM: 10 LBS		
Double pole (1832106-1832113)		Double pole (1832106-1832113) with extension (1832138-1832145)			
					
MAXIMUM: 25 LBS	MAXIMUM: 10 LBS	MAXIMUM: 10 LBS	MAXIMUM: 8 LBS		
Single pole bypass (1832090-1832097)		Single pole bypass (1832090-1832097) with extension (1832138-1832145)			
					
MAXIMUM: 25 LBS	MAXIMUM: 20 LBS	MAXIMUM: 20 LBS	MAXIMUM: 10 LBS		
Double pole bypass (1832122-1832129)		Double pole bypass (1832122-1832129) with extension (1832138-1832145)			
					
MAXIMUM: 12 LBS	MAXIMUM: 10 LBS	MAXIMUM: 10 LBS	MAXIMUM: 8 LBS		

Ceiling Mount Bracket		Basic assembly A) Tighten to 8 in lb B) Tighten leveling screw			
Not Extended	Extension Extended	Extension Not Extended	Extension Extended	Extension Not Extended	Extension Extended
Single pole (1832082-1832089)		Single pole (1832082-1832089) with extension(1832138-1832145)			
					
MAXIMUM: 25 LBS	MAXIMUM: 25 LBS	MAXIMUM: 25 LBS	MAXIMUM: 25 LBS		
Double pole (1832114-1832121)		Double pole (1832114-1832121) with extension (1832138-1832145)			
					
MAXIMUM: 25 LBS	MAXIMUM: 25 LBS	MAXIMUM: 25 LBS	MAXIMUM: 25 LBS		
Single pole bypass (1832098-1832105)		Single pole bypass (1832098-1832105) with extension (1832138-1832145)			
					
MAXIMUM: 25 LBS	MAXIMUM: 25 LBS	MAXIMUM: 25 LBS	MAXIMUM: 25 LBS		

Pole Installation, Cutting & Splicing

Top Hole Installation Guide

This chart will position the bracket so the drapery will clear the floor approximately ½".

1. Find your pole style, size and header style in the chart.
2. Determine the desired finished drapery length.
3. Add or subtract number in the top hole column from the drapery's finished length to determine how high to measure for the top hole of the bracket.

Stationary Poles				
	Rod Pocket (no top ruffle)		Pleated (any variety)	
	Top Hole		Top Hole	Pin Set
1⅜" Decorative Wall Bracket	-9/16"		+17/8"	¼"
1⅜" Decorative Double Bracket	-9/16"		+17/8"	¼"
1⅜" Decorative Wall Bypass Bracket	-9/16"		+17/8"	¼"
1⅜" Decorative Double Bypass Bracket	-9/16"		+17/8"	¼"
1⅜" Standard Bracket	-1¼"		+17/8"	¼"
1⅜" Standard Double Bracket	-1¼"		+13/16"	¼"
1⅜" Standard Bypass Bracket	-1¼"		+17/8"	¼"

Wall Mount Traverse Rods					
	Pleated (any variety)			Ripplefold™ (any fullness)	
	Top Hole for Wall Mount	Floor to Ceiling Deduction	Suggested Pin Set	Top Hole for Wall Mount	Floor to Ceiling Deduction
1⅜" Estate™	+11/16"	-21/8"	½"	+11/16"	-21/8"
2" Estate™	+11/16"	-213/16"	½"	+11/16"	-213/16"

Ceiling Mount Traverse Rods					
1⅜" Estate™	+0"	-35/8"	½"	+0"	-35/8"
2" Estate™	+0"	-35/8"	½"	+0"	-35/8"

Cutting & Splicing Designer Metals™ Poles

- Measure to desired length and carefully wrap area with an easy peel, blue painter's tape as not to damage the finish.
- Cut through the tape with sharp fine tooth saw. Cut slowly to reduce any chipping to the product finish.
- For spliced poles, add a finial plug to the end cut.
- Splice fits inside the pole and is specific to the pole diameter.



Finial Plug
Part #73405058



Splice
Part #73304061

Learn more about all of our collections



Buckingham® Collection

exquisitely handcrafted
distinguished style
custom order

Designer Metals™ Collection

sophisticated styles
acrylic and metals
striking finishes

Wood Trends™ Collection

crafted timelessness
beautiful finishes
classic designs

Wrought Iron Collection

architectural statement
remarkable history
real wrought iron

Estate™ Traverse Rods Collection

form meets function
innovative solutions
customizable

Available Diameters	1 3/8", 2", 3"	1 3/8" & 2"	1 3/8" & 2"	1" & 1 3/8"	1 3/8" Wrought Iron 1 3/8" & 2" Buckingham® Designer Metals™ Wood Trends™ 2" Varia & Chroma
Pole Lengths	4', 6', 8', 12'	Fixed - 8' Telescoping - 36"-180"	4', 6', 8', 12'	6' & 8'	18"-16'
Pole Material	Wood	Metal	Wood	Metal	Wood, Metal, Varia & Chroma
Operation Modes	Stationary, Traversing Manual or Motorized Draw	Stationary, Traversing Manual or Motorized Draw	Stationary, Traversing Manual or Motorized Draw	Stationary, Traversing Manual or Motorized Draw	Traversing Manual or Motorized Draw
Pole Sizing	Fixed Width	Fixed Width & Telescoping	Fixed Width	Fixed Width	Cut to Measure
Finishes	15	8	9	6	62
Finials	48	24	18	18	108
Bracket Types	Decorative Fixed	Decorative Fixed & Bypass Fixed	Decorative Fixed	Decorative Fixed & Bypass Fixed	Concealed Adjustable
Bracket Sizes	3 1/2" - 6"	3" - 8 3/4", Inside Mount & Ceiling Mount	3 1/2" - 7", Inside Mount & Ceiling Mount	3 1/2" - 6 1/2" & Inside Mount	1 3/4" - 3 1/4"
Treatment Styles	Stationary & Traversing	Stationary & Traversing	Stationary & Traversing	Stationary & Traversing	Traversing



Designer Metals | Stratta in Brushed Bronze



Wrought Iron | Darby in Graphite, Heirloom Copper



Wood Trends | Chaucer in Estate Oak, Black



Buckingham | Aston in Camden

PRODUCT NO.	PAGE	PRODUCT NO.	PAGE	PRODUCT NO.	PAGE	PRODUCT NO.	PAGE
1026661	18, 34	1831469	16	1831555	26	1831906	9
1831267	16	1831470	16	1831556	26	1831907	9
1831269	16	1831491	37	1831557	26	1831908	9
1831392	35	1831492	37	1831558	26	1831921	9
1831393	35	1831493	37	1831559	26	1831922	9
1831396	35	1831494	37	1831598	14	1831923	8
1831397	35	1831495	37	1831599	14	1831924	8
1831398	35	1831496	37	1831600	14	1831925	8
1831399	35	1831497	37	1831631	16	1831926	8
1831400	35	1831500	37	1831633	16	1831927	8
1831401	35	1831501	37	1831634	14	1831930	8
1831411	35	1831502	37	1831635	14	1831931	8
1831412	35	1831503	37	1831663	14	1831932	8
1831413PN	35	1831504	37	1831664	14	1831933	8
1831416	35	1831505	38	1831705	10	1831934	8
1831417	35	1831506	38	1831706	10	1831935	8
1831418	35	1831509	38	1831707	10	1831937	8
1831419	35	1831510	38	1831708	10	1831940	8
1831420	26	1831511	38	1831709	10	1831941	8
1831421	26	1831512	38	1831712	10	1831951	28
1831422PN	26	1831513	38	1831714	10	1831952	28
1831425	26	1831514	38	1831715	9	1831953	8
1831426	26	1831515	38	1831717	9	1831954	8
1831427	26	1831518	38	1831814	10	1831955	8
1831428	26	1831519	38	1831815	10	1831956	8
1831429	36	1831520	38	1831816	10	1831957	9
1831430	36	1831521	38	1831817	10	1831958	9
1831433	36	1831522	38	1831818	10	1831959	9
1831434	36	1831523	38	1831831	10	1831960	9
1831435	36	1831524	38	1831832	10	1831961	9
1831436	36	1831527	38	1831835	8	1831962	9
1831437	36	1831528	38	1831836	8	1831963	9
1831438	37	1831529	38	1831837	8	1831964	10
1831439	37	1831530	38	1831838	8	1831965	10
1831442	37	1831531	38	1831839	8	1831966	10
1831443	37	1831532	36	1831852	8	1831967	11
1831444	37	1831533	36	1831853	8	1831968	14
1831445	37	1831536	36	1831864	8	1831969	37
1831446	37	1831537	36	1831865	8	1831970	37
1831447	37	1831538	36	1831866	8	1831971	37
1831448	37	1831539	36	1831867	8	1831972	38
1831451	16	1831540	36	1831868	8	1831973	38
1831452	16	1831541	19	1831881	8	1831974	38
1831456	16	1831542	19	1831882	8	1831975	36
1831457	16	1831543PN	19	1831883	11	1831976	36
1831458	16	1831545	19	1831884	11	1831977	16
1831459	16	1831546	19	1831885	11	1831978	16
1831460	16	1831547	19	1831886	11	1831979	16
1831461	16	1831548	19	1831887	11	1831980	29
1831465	16	1831549	19	1831890	11	1831981	29
1831466	16	1831550	26	1831901	11	1831982	29
1831467	16	1831551	26	1831904	9	1831983	29
1831468	16	1831554	26	1831905	9	1831984	29

PRODUCT NO.	PAGE	PRODUCT NO.	PAGE	PRODUCT NO.	PAGE	PRODUCT NO.	PAGE
1831985	29	1832057	19	1832114	23	1832175	9
1831988	29	1832058	19	1832115	23	1832176	9
1831989	29	1832059	19	1832116	23	1832177	9
1831992	29	1832060PN	19	1832117	23	1832178	9
1831993	29	1832062	19	1832118	23	1832179	9
1831994	29	1832063	10	1832119	23	1832180	9
1831995	29	1832064	10	1832120	23	1832181	9
1831996	29	1832065	10	1832121	23	1832182	9
1831999	29	1832066	10	1832122	23	1832183	9
1832000	29	1832067	10	1832123	23	1832184	9
1832001	28	1832070	10	1832124	23	1832185	9
1832002	28	1832071	10	1832125	23	1832186	14
1832003	28	1832073	19	1832126	23	1832187	14
1832004	28	1832074	22	1832127	23	1832188	14
1832005	28	1832075	22	1832128	23	1832189	14
1832008	28	1832076	22	1832129	23	1832190	14
1832009	28	1832077	22	1832138	23	1832191	14
1832010	28	1832078	22	1832139	23	1832192	14
1832011	28	1832079	22	1832140	23	1832193	14
1832012	28	1832080	22	1832141	23	1832194	28
1832013	28	1832081	22	1832142	23	1832195	28
1832014	28	1832082	22	1832143	23	1832196	28
1832017	28	1832083	22	1832144	23	1832197	28
1832018	28	1832084	22	1832145	23	1832198	28
1832019	16	1832085	22	1832146	10	1832199	28
1832020	16	1832086	22	1832147	10	1832200	28
1832021	16	1832087	22	1832148	10	1832201	28
1832022	16	1832088	22	1832149	10	1832202	28
1832023PN	16	1832089	22	1832150	10	1832203	28
1832026	16	1832090	22	1832151	10	1832204	28
1832027	16	1832091	22	1832152	10	1832205	28
1832028	24	1832092	22	1832153	10	1832206	28
1832029	24	1832093	22	1832154	14	1832207	28
1832030	24	1832094	22	1832155	14	1832208	28
1832031	24	1832095	22	1832156	14	1832209	28
1832035	24	1832096	22	1832157	14	1832210	29
1832036	24	1832097	22	1832158	14	1832211	29
1832037	24	1832098	22	1832159	14	1832212	29
1832038	24	1832099	22	1832160	14	1832213	29
1832039	24	1832100	22	1832161	14	1832214	29
1832040	24	1832101	22	1832162	11	1832215	29
1832044	24	1832102	22	1832163	11	1832216	29
1832045	24	1832103	22	1832164	11	1832217	29
1832046	19	1832104	22	1832165	11	1832218	26
1832047	19	1832105	22	1832166	11	1832219	26
1832048	19	1832106	23	1832167	11	1832220	26
1832049	19	1832107	23	1832168	11	1832221	26
1832050	19	1832108	23	1832169	11	1832222	26
1832051PN	19	1832109	23	1832170	9	1832223	26
1832053	19	1832110	23	1832171	9	1832224	26
1832054	19	1832111	23	1832172	9	1832225	26
1832055	19	1832112	23	1832173	9	1832226	17
1832056	19	1832113	23	1832174	9	1832227	17

PRODUCT NO.	PAGE	PRODUCT NO.	PAGE
1832228	17	93680828	32
1832229	17	93680867	32
1832230	17	93680918	32
1832231	17	93680919	32
1832232	17	93680920	32
1832233	17	93680922	32
1832234	34	93680923	32
1832235	34	93680924	32
1832236	34	93685867	32
1832237	34	93685918	32
1832238	34	93685919	32
1832239	34	93685920	32
1832240	34	93685922	32
1832241	34	93685923	32
1858568	24	93685924	32
1858569	24	93686867	32
1858570	24	93686918	32
1858572	24	93686919	32
1858573	24	93686920	32
1858574	24	93686922	32
1930946	29	93686923	32
2989899000	18, 34	93686924	32
2989901000	18, 34		
2989902000	18, 34		
54780058	27		
62101000	18, 34		
62101010	18, 34		
62102000	18, 34		
62108000	18, 34		
62109000	18, 34		
62201300	18, 34		
71132006	18, 35		
71132012	18, 35		
71132062	18, 35		
71132110	18, 35		
71134110	17, 35		
73304061	27		
73405058	26		
83687867	17		
83687918	17		
83687919	17		
83687920	17		
83687922	17		
83687923	17		
83687924	17		
83688867	17		
83688918	17		
83688919	17		
83688920	17		
83688922	17		
83688923	17		
83688924	17		
84990000	27		



Midwest
Designer
Supply

1-888-523-2611

**Midwest Designer Supply, Inc.
N30W22377 Green Road Ste C
Waukesha, WI 53186
(262) 523-2600
Fax (262) 524-1007
www.midwestdesignersupply.com**

KIRSCH[®]
DRAPERY HARDWARE

Buckingham[®]
redefining luxury

Designer Metals[™]
inspiring brilliance

Wood Trends[™]
renewing traditions

Wrought Iron
forging artistry

Custom Rodding
& Basic Hardware
unique solutions

MDS - your one source for window fashions.